



EAIE | HELSINKI
24-27 SEPTEMBER

   #EAIE2019

Welcome to session S09.01

ERASMUS VIRTUAL ASSISTANT: study choices matter

This session aims at...

1. Increasing knowledge of digitalisation trends in Erasmus+
2. Providing information to anticipate changes within your institution
3. Envisaging improvements of the student experience when going abroad with Erasmus+

Speakers

- **Graeme Robertson-Liersch**
European Commission
- **Kaspars Ābelnīca**
Erasmus Student Network
- **Joachim Wyssling**
European University Foundation



Timing

- Erasmus+ Going Digital: Erasmus+ App – 10 min
- Digitising the application process to study abroad – 10 min
- World café – exchanging experiences – 25 min
- Questions & Answers – 5 min

A banner for the EAIE 2019 Helsinki event, held from September 24-27. The banner features a photograph of a modern building with a large glass facade and a curved roof, with people walking in front. The text "EAIE 2019 | HELSINKI" is prominently displayed in blue, with "24-27 SEPTEMBER" below it. There are decorative white and red concentric circle patterns on the left and right sides of the banner.

EAIE 2019 | HELSINKI
24-27 SEPTEMBER

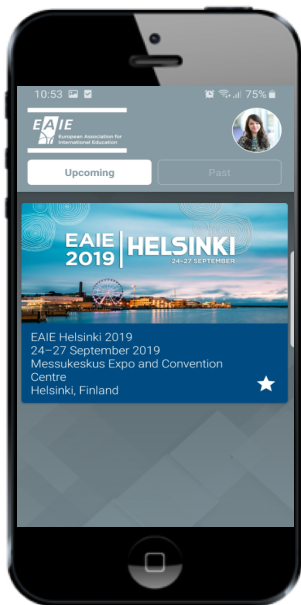
[in](#) [f](#) [t](#) #EAIE2019

Polling

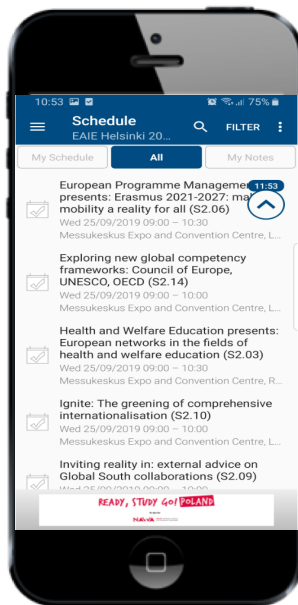
Let's get started

How attendees participate (1)

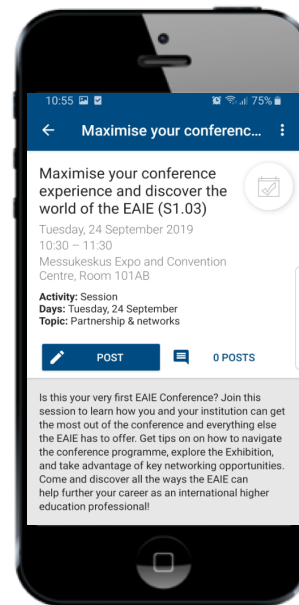
Attendees should download the EAIE Events App and select the session they are in. At the bottom of the session information, they can find a link leading them to the polling feature.



1. Open up the EAIE Events app.



2. Choose the session name.



3. Follow the link under resources

EAIE | HELSINKI
24-27 SEPTEMBER

How attendees participate (2)

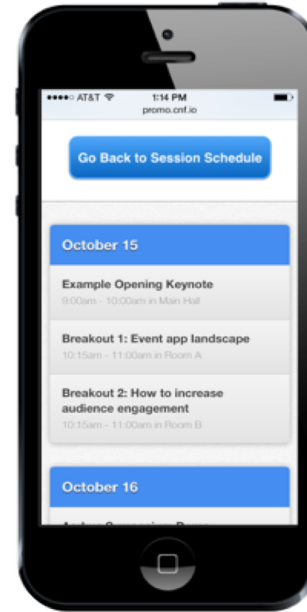
Alternatively, attendees may navigate to the poll URL eaie2019.cnf.io using any device with an internet browser (smartphone, tablet, laptop, etc). There is nothing to download or install.



1. Open up web browser (Safari, Chrome, etc.)



2. Type in the URL for the event in the browser bar



3. Click / Tap on your session from the schedule page

Polling time

- Do you recommend that your mobile students use the Erasmus+ App?
 - Yes
 - No
 - What is the Erasmus+ App?

Live Content Slide

When playing as a slideshow, this slide will display live content

Poll: Do you recommend that your mobile students use the Erasmus+ App?



Graeme Robertson-Liersch
DG Education, Youth, Sport and Culture
Higher Education Unit

The Erasmus+ App





The European Education Area by 2025

- Spending time abroad to study and learn is standard
- School and higher education diplomas are automatically recognised across the EU
- Speaking two languages, in addition to one's mother tongue, is the norm
- Educational excellence is a reality for all, irrespective of people's socio-economic background
- People have a strong sense of their identity as Europeans and of Europe's cultural heritage and its diversity.

Enriching lives, opening minds

through EU-funded learning opportunities abroad, partnerships, support to reform

2014 - 2020

14.7 billion EUR

Opportunities abroad for over
4 million people




2021 - 2027

30 billion EUR

Opportunities abroad for over
12 million people

Future Erasmus Programme: Supporting the creation of a European Education Area

European Student Card Initiative



Digitising student mobility
administration processes

Rolling out the “European Student Card”
and enabling mobile students to gain
access to campus and other services



Supporting bottom-up projects

- *Erasmus Without Paper*
 - Digitising administrative processes, secure data transfer between higher education institutions, and single entry point for administrators
- *Erasmus+ Mobile App*
 - Single entry point for students
- *MyAcademicID*
 - Developing unique student identity numbers and secure online authentication services
- *European Student Card project*
 - Turning existing student cards into European Student Cards



Erasmus+





Erasmus+ App: Single entry point for students

- Existing Erasmus+ mobile app being redeveloped
- To ensure accessibility, services available via mobile devices plus desktops, laptops and tablets
- Online information and services for mobile students before, during and after their mobilities
- Research partnering universities and courses using data from new online Inter-Institutional Agreements
- Apply online for a period of mobility*
- Manage their Online Learning Agreements*

** if their higher education institution uses this service*

Erasmus+ App: Single entry point for students

- Receive notifications and reminders to phone via push notifications
- Seamless access to Online Linguistic Support
- Connect with activities and events in their host university and surrounding area
- Virtual European Student Card on mobile device*
- Longer-term potential, complete host HEI enrolment process before leaving home HEI



Timescales and next steps

- Erasmus Without Paper and enhanced E+ mobile app to be ready for start of new Erasmus programme
- Mandatory use of electronic data transfers being staged in from 2021 (*if tools are fit-for-purpose*)
 - 2021 – Online Learning and Inter-Institutional Agreements
 - 2022 – Nominations
 - 2023 – Transcript of records
- Over 1,000 universities already using parts of Erasmus Without Paper system
- European Student Card project moving from concept phase to beginning planning of roll out across Europe



Thank you for your attention!

EAC-HE@ec.europa.eu



European
Commission



EAIE | HELSINKI
2019 | 24-27 SEPTEMBER

[in](#) [f](#) [t](#) #EAIE2019



Kaspars Ābelnīca
Web Project Administrator
Erasmus Student Network AISBL

DIGITALISATION OF THE ERASMUS+ APPLICATION PROCESS



EAIE | HELSINKI
24-27 SEPTEMBER

   #EAIE2019

APPLYING ONLINE FOR ERASMUS+



What is it?

- The opportunity for HEIs to go fully in the management of their mobilities, by
 - Handling digital Inter-institutional Agreements
 - Setting requirements for the application and nomination of students
 - Enabling a digital application form
 - Forwarding digital nominations to partner institutions
- Implementing it on the Erasmus+ mobile App
- Enabling the feature in Erasmus Without Paper

How does it work?

- Implementing it on the Erasmus+ mobile App
 - As a single entrance point to the programme for students
- Enabling the feature in Erasmus Without Paper (EWP)
 - To connect existing digital application and nomination information systems
- Implementing the feature on the Erasmus+ Dashboard
 - To enable access for HEIs which do not want to use EWP

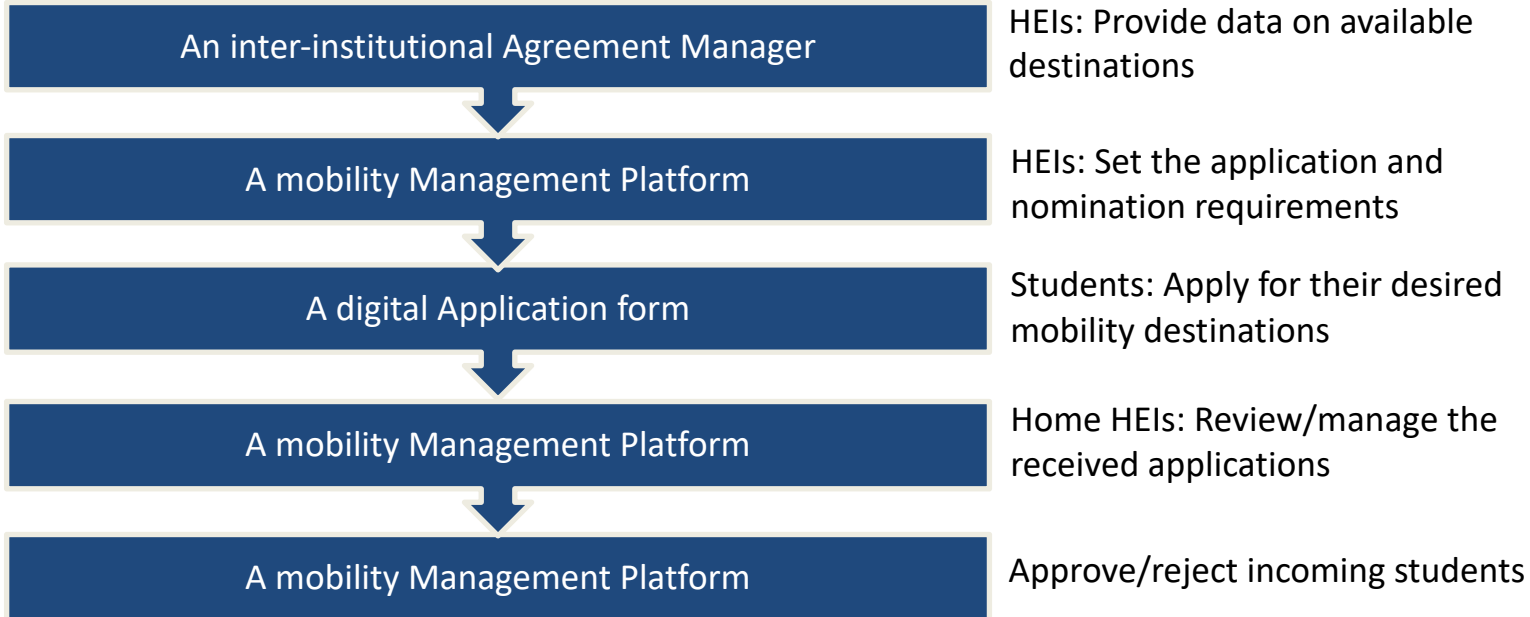
This is not...

- a replacement for other existing international mobility management tools.

Example of Applying to Study Abroad



Example of Applying to Study Abroad



Students get the possibility to

- Get access to language level requirements
- Receive information on accommodation arrangements
- Contact details from the home and host institution
- Provide data only once
- Information on support structures and services

Advantages

- Streamlined application process with required information automatically provided to the students
- No re-entry of information that is used by students and HEIs during the mobility process
- Reduced time and workload for students and HEI staff
- Potential to link more information and services in the future



EAIE | HELSINKI

24-27 SEPTEMBER



[in](#) [f](#) [t](#) #EAIE2019

A DIGITAL ERASMUS APPLICATION

A DIGITAL ERASMUS EXPERIENCE



EAIE | HELSINKI

24-27 SEPTEMBER

   #EAIE2019



Erasmus Student Network

Kaspars Ābelnīca
Web Project Administrator
wpa@esn.org

A wide banner image showing a modern glass and metal building at night. The text 'EAIE 2019 | HELSINKI' is prominently displayed in large blue letters, with '24-27 SEPTEMBER' in smaller blue letters below it. The background shows people walking in a snowy plaza. On the left side of the banner, there are decorative white and red concentric circles.

EAIE 2019 | HELSINKI

24-27 SEPTEMBER

[in](#) [f](#) [t](#) #EAIE2019

World Café

Your turn!

World café

- How to make the student application process more modern and student centred?

Polling time

- How to make the student application process more modern and student centred?
- Open question: please enter keywords

Live Content Slide

When playing as a slideshow, this slide will display live content

Poll: How to make the student application process more modern and student centred?

World café

- How do you streamline the nomination of your mobile students between partner institutions?

Polling time

- How do you streamline the nomination of your mobile students between partner institutions?
- Open question: please enter keywords

Live Content Slide

When playing as a slideshow, this slide will display live content

Poll: How do you streamline the nomination of your mobile students between partner institutions?

A wide banner image showing a modern glass and steel building at night. The text 'EAIE | HELSINKI' is prominently displayed in large blue letters, with '24-27 SEPTEMBER' in smaller blue letters below it. The background shows people walking in a plaza in front of the building. There are decorative white and red concentric circle patterns on the left and right sides of the banner.

EAIE | HELSINKI

24-27 SEPTEMBER

[in](#) [f](#) [t](#) #EAIE2019

Q&A time

Polling time

- After everything you have heard, and if we deliver what we have promised, will you recommend to your students to use the app?
 - Yes
 - No
 - What is the Erasmus+ App?

Live Content Slide

When playing as a slideshow, this slide will display live content

Poll: After everything you have heard, and if we deliver what we have promised, will you recommend to your students to use the Erasmus+ App?



Your take-aways

In case you want to follow-up:

- **Graeme Robertson-Liersch**

European Commission

@: EAC-HE@ec.europa.eu

- **Kaspars Ābelnīca**

Erasmus Student Network

@: wpa@esn.org

- **Joachim Wyssling**

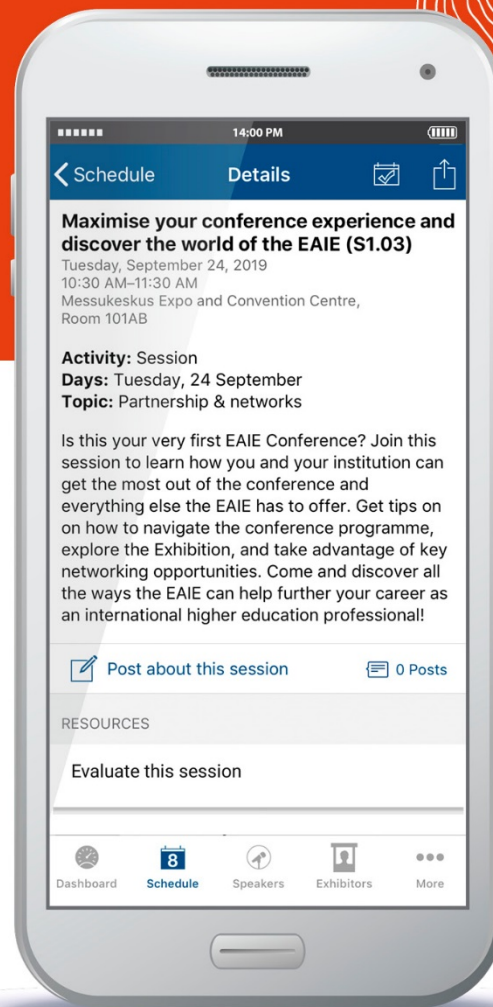
European University Foundation

@: Joachim.wyssling@uni-foundation.eu

Your feedback is appreciated!

Evaluate this session

1. Open the EAIE Events App
2. Go to **Schedule** and find this session
3. Scroll to the bottom of the session description
4. Click **Evaluate this session** to answer a few questions



Only takes a few minutes!